

- NEW from September 2021 -

BS Timber-Line Canopies



The fusion of Aluminum,
wood and glass

gulta®


Aluminiumframe



Aluminium construction

- rustproof
- distortion-free
- light and stable


Powder coated



fine structure varnish

- scratch resistant
- durable and insensitive
- resistant

Natural wood



Siberian lark

- untreated (natural wood)
- highly weather resistant
- easy to clean
- individually adaptable
(oil, paint, varnish)

Safety glass



Single-pane safety glass

- in the side panel
- brilliant view
- scratch, impact and breakage resistant
- Head part with acrylic glas


Rain drain integrated



Drainage

- invisible drain integrated in the sidepanel
- or alternatively with waterspout (spout included)

Noble processing



high-quality components

- straight structure

Noble processing



high-quality components

- production certified according to DIN EN 1090-1

Noble processing



high-quality components

- symmetrical grid

Technical data:



Materials

Support frame:	Aluminum EN AW 6063 T66
Wood:	Siberian larch 75 x 20 mm
Surface frame:	Powder coated DB 703 FS (fine structure varnish)
Cover plates roof:	Acrylic glass 4 mm
Cover plates side panel:	Safety glass (ESG)
Load capacity:	Snow load zone 2 (86.6 kg/m ²)
Mounting type:	Wall-mounted
Drainage:	Waterspout and/or integrated water drain in the side panel

Dimensions

Depth roof / side panel:	90 cm
Roof width:	160 cm, 200 cm, 250 cm
Height side panel:	220 cm

Roof surface

Timber-Line 160:	1.44 m ²
Timber-Line 200:	1.80 m ²
Timber-Line 250:	2.25 m ²

Weight

Timber-Line 160:	approx. 30.7 kg
Timber-Line 200:	approx. 38.4 kg
Timber-Line 250:	approx. 48.0 kg
Side panel 220:	approx. 41.6 kg
Roof thickness:	12.5 cm

Delivery note:	Delivery by forwarding agent
Warranty:	5 years warranty
Included in the delivery:	Mounting set for solid masonry

Application example:



BS Timber-Line Canopies



The fusion of Aluminum,
wood and glass

Many other models in different designs and materials
you will find in our complete program of front door canopies.

Motifs and models are subject to change. The accessories shown are not included in the scope of delivery. All values and measurements are approximate.
The colors shown may differ from the original colors due to printing. Subject to technical changes.

gutta[®]

Gutta Werke GmbH | Bahnhofstraße 51-57 | D-77746 Schutterwald | www.gutta.com